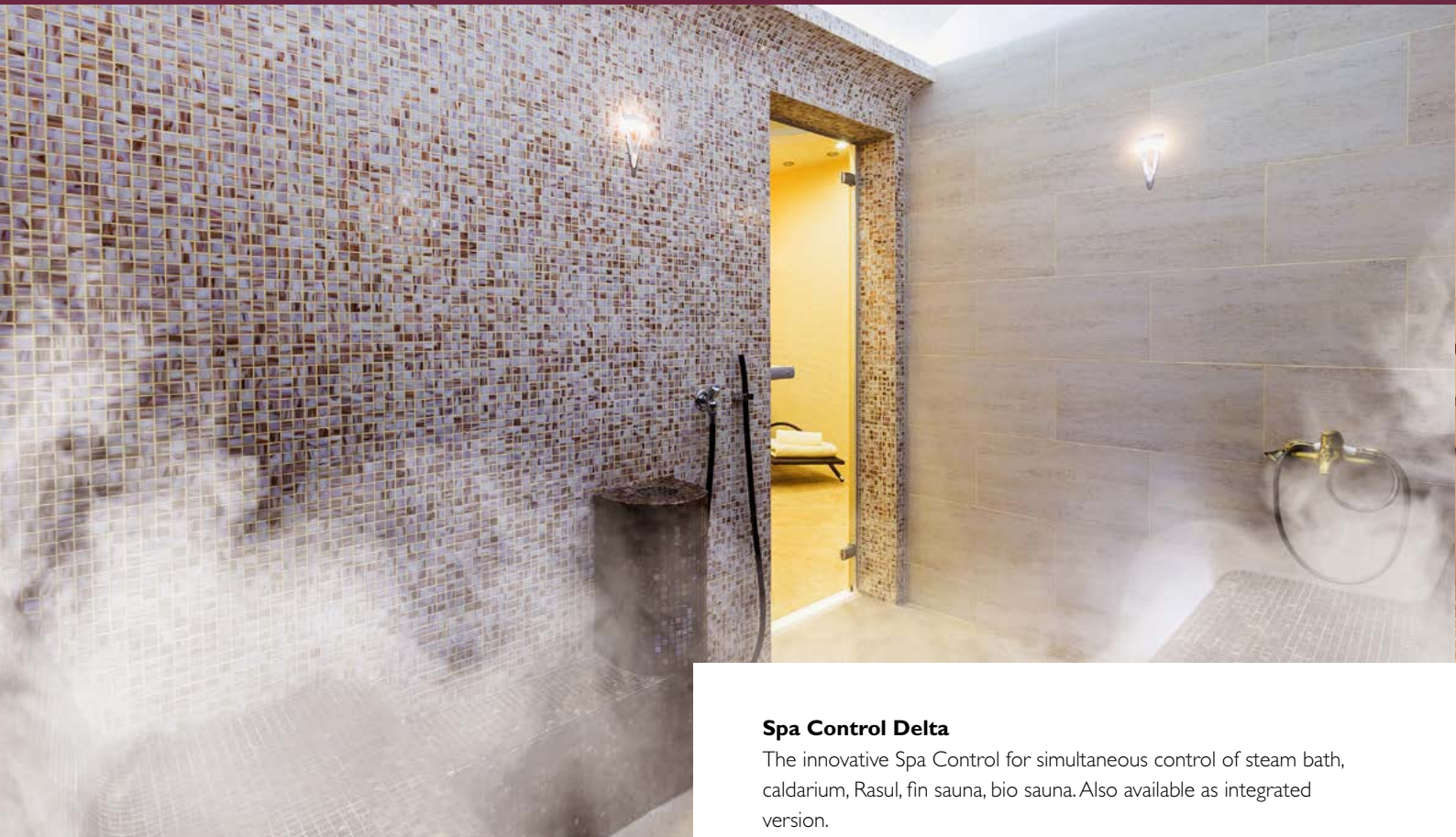


FOR  
SIMULTANEOUS  
CONTROL OF  
STEAM BATH AND  
SAUNA



## Spa Control Delta

The innovative Spa Control for simultaneous control of steam bath, caldarium, Rasul and different sauna variants such as bio and fin sauna.  
Also available as integrated version.



### Spa Control Delta

The innovative Spa Control for simultaneous control of steam bath, caldarium, Rasul, fin sauna, bio sauna. Also available as integrated version.

It is possible to control various accessories such as light, fragrance, fan, freely configurable relay. It enables managing a steam bath and a fin sauna simultaneously and independently of each other with the same display. Operation is via a modern touch display, which is available in various versions.



### Advantages:

- The controller can control a steam bath and a sauna simultaneously and independently of each other.
- Easy switch between steam bath and sauna on the display.
- Flexible number of displays, one for both cabins or one for each cabin.
- Integrated web server where device settings can be managed.
- Smart Home connection via optional KNX gateway, Modbus integrated as standard.
- Customisable display, you can download your Logo to appear on the screen.





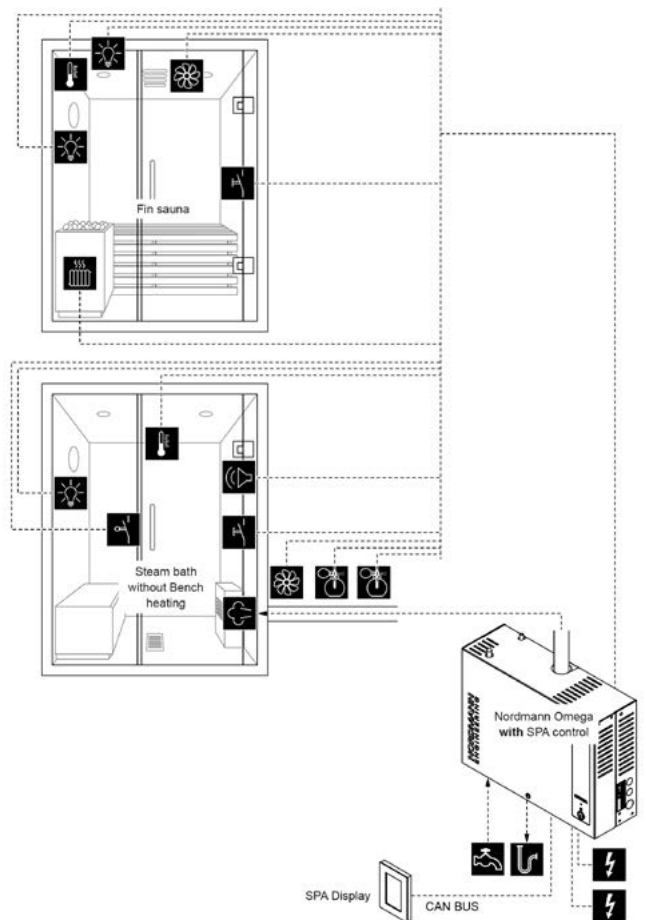
**Example:**




**Touch Display**

Optionally a Remote Touch Display can be connected to the Omega steam generator:

It is available as flush-mounted or wall-mounted version, with only 19-mm wall outstanding. You have the choice from three standard frames: brushed chrome, white or black glass. There are two different display layouts matching to the selected cover. The cleverly designed magnetic frame construction, however, also allows steam bath builders to individualize the fitting with a material of the customer's liking.



*Nordmann Omega with SPA Control for Dual-applications or small cabins (Fin Sauna and steam bath without bench heating)*



- 1 Spa Control Board**
- 2 Power supply**
- 3 24V 3-stage trafo (Option)**
- 4 Sauna heater connection**
- 5 Safety contactor**
- 6 Device switch**
- 7 Connecting terminals**
- 8 Hybrid control (like Omega)**
- 9 Webserver interface**

**Application**

**Variant**

Steambath	Standard
Steambath with benchheating	Bench heating
Caldarium	Bench and wallheating
Rasul	Bench and wallheating
Finsauna	Finsauna
Bio sauna for Sauna heater with integrated steamer	Bio sauna (Generator and Spa Control Delta)
Bio Sauna for pure sauna heater; steam produced by ES4-2	Fin sauna
Dual cabin	Fin sauna

**Technial data:**

Nominal power (kW)	Sauna	max. 9kW
	Benchheating	1kW
	Wallheating	1kW
	Accessoires	1kW
Dimensions (mm)	W x H x D	353x353x107
Net weight (kg)		5,5kg
Control voltage		230 V
Heating voltage (Volt)		400V
Type of protection		IPX4

**The following connections are possible:**

- 2x Fan
- 2x Light
- 2x Fragrancepump 230 V
- 2x Floating output
- 2x Start/Stopp Button
- 2x Sensor (KTY,PT 1000,PT 100)
- 1x Emergency Stop
- 1x Humidity sensor
- 1x Bench heating (option)
- 1x Wall heating (option)
- 1x sauna stove up to 9KW (option)
- 1x Trafo (option)

